



FINDERS KEEPERS TREASURE HUNT

Get ready for a Finders Keepers Treasure Hunt!

With this kit you can create an exciting Treasure Hunt for your kids, for a fun pick-me-up anytime of the year!

Our downloadable kit includes everything you need to stage a Finders Keepers Treasure Hunt in your home. You'll find a customizable map and 2 "sticker" sheets. All you need is Finders Keepers Candy and Toy Surprise boxes. Then simply follow our easy set-up directions, and then enjoy this surprising and rewarding activity with your kids!

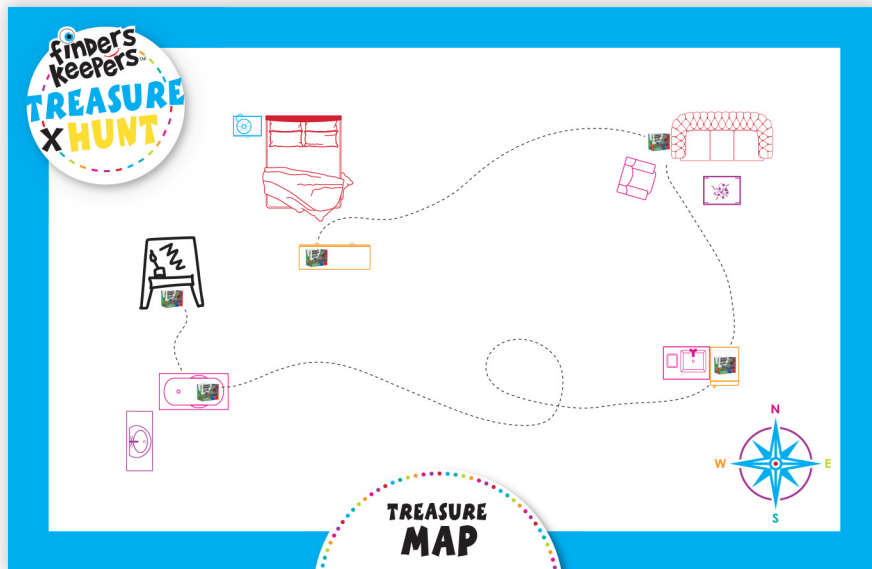
SET-UP

- 1 Download and print the "Locations" and "Finders Keepers Box" stickers sheets, and map from finderskeeperscandy.com. We recommend printing the two sticker sheets on Avery 8-1/2 x 11 sheets (Labels Product 5265). But you can also simply print on regular computer paper.
- 2 Plot the Treasure Hunt course and hide the Finders Keepers boxes! We suggest picking hiding spots all-around the house, for a fun large-scale activity.
- 3 It's time to create your Treasure Hunt Map. Fill in the blank map with your cut-out "Home" stickers, marking each of your hiding spots. Next to each hiding spot, add a cut-out Finders Keepers box sticker to let your kids know a box is waiting for them there! (or tape/glue the locations and boxes to the map)
- 4 Now it's Treasure Hunt time! Grab your little one, give them the map, and get going on this Finders Keepers Treasure Hunt!
- 5 And remember, it's fun to find all the Finders Keepers boxes in one go, but it's not fun to eat all the Chocolate Candy Eggs all at once! Make sure your children only have a single serving of candy in one sitting.
- 6 Tag us in the fun with [#FindersKeepersTreasureHunt](https://www.facebook.com/FindersKeepersTreasureHunt) on Facebook and Instagram.



MAKING THE MAP

Below is an example of a completed Treasure Hunt Map. Use the stickers to detail the hiding spots, and pull out colorful markers to connect the dots, and label each location. And don't be afraid to get crafty! Personalize your map, draw in other hiding locations not included in our sticker sheet, and most of all have fun!

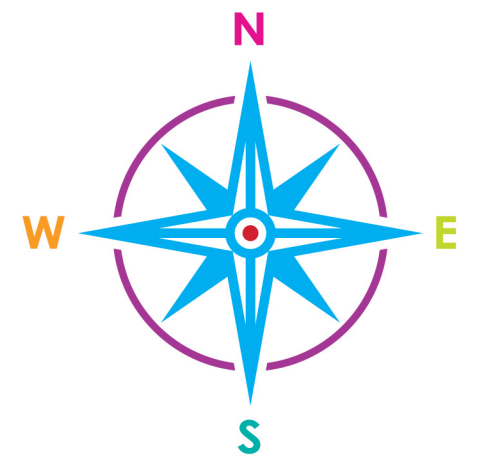


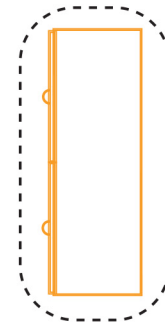
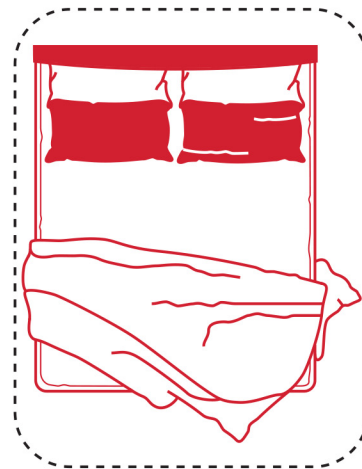
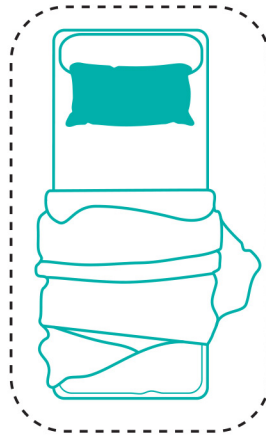
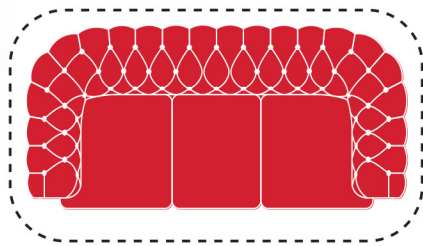
TIPS AND TRICKS FOR EVEN MORE FUN!

To help your little ones, adapt a “hot” and “cold” signal to the Treasure Hunt. When kids are close to finding the hidden box, yell out “hot”, or play music, turning the volume up higher when they come close to a hidden Finders Keepers box.


While this kit contains stickers for an indoor Treasure Hunt, you can pick up stickers with outdoor call-outs from the craft store to make this a backyard hunt!

Got older kids with good Treasure Hunting skills? Set a 1 minute timer in each hiding location, to make finding the prize more of a challenge!


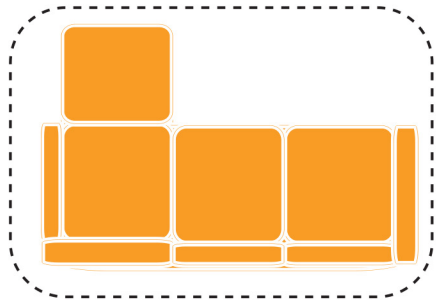
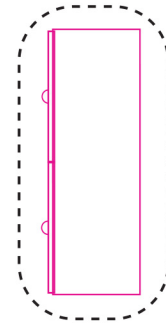




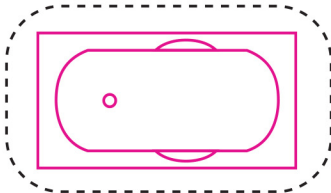
Living Room



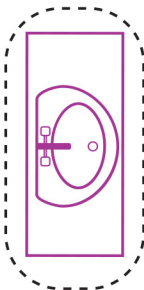
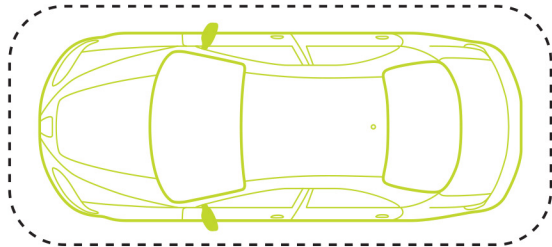
Bed Room



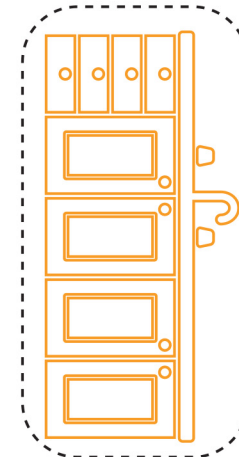
Garage



Kitchen



Bath Room



finders
keepers™
TREASURE
X HUNT

PAW PATROL BOXES



finders
keepers™
TREASURE
X HUNT

LOL BOXES



finders
keepers™
TREASURE
X HUNT

PAW PATROL BOXES



finders
keepers™
TREASURE
X HUNT

PEPPA BOXES



finders keepers™
**TREASURE
X HUNT**

PJ MASKS BOXES



finders
keepers™
TREASURE
X HUNT

SPONGEBOB BOXES



finders
keepers™
TREASURE
X HUNT

TROLLS BOXES

